

DEFAULT BUDGET

Amherst School District

Fiscal Year From July 1, 2012 to June 30, 2013

RSA 40:13, IX (b) "Default budget" as used in this subdivision means the amount of the same appropriations as contained in the operating budget authorized for the previous year, reduced and increased, as the case may be, by debt service, contracts, and other obligations previously incurred or mandated by law, and reduced by one-time expenditures contained in the operating budget. For the purposes of this paragraph, one-time expenditures shall be appropriations not likely to recur in the succeeding budget, as determined by the governing body, unless the provisions of RSA 40:14-b are adopted, of the local political subdivision.




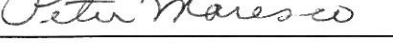
1. Use this form to list the default budget calculation in the appropriate columns.
2. Post this form or any amended version with proposed operating budget (MS-26 or MS-27) and the warrant.
3. Per RSA 40:13, XI, (a), the default budget shall be disclosed at the first budget hearing.

SCHOOL BOARD

or

Budget Committee if RSA 40:14-b is adopted

Under penalties of perjury, I declare that I have examined the information contained in this form and to the best of my belief it is true, correct and complete.

	_____
	_____
	_____
	_____

NH DEPARTMENT OF REVENUE ADMINISTRATION
MUNICIPAL SERVICES DIVISION
P.O. BOX 487, CONCORD, NH 03302-0487
(603)271-3397

Default Budget - Amherst School District, NH FY 2013

1	2	3	4	5	6
Acct.#	PURPOSE OF APPROPRIATIONS (RSA 32:3,V)	Prior Year Adopted Operating Budget	Reductions & Increases	Minus 1-Time Appropriations	DEFAULT BUDGET
INSTRUCTION					
1100-1199	Regular Programs	11,457,255	68,636	48,374	11,477,517
1200-1299	Special Programs	4,624,303	371,792		4,996,095
1300-1399	Vocational Programs				0
1400-1499	Other Programs	89,972	(360)		89,612
1500-1599	Non-Public Programs				0
1600-1699	Adult/Continuing Ed. Programs				0
1700-1799	Community/Jr.College Ed. Programs				0
1800-1899	Community Service Programs				0
SUPPORT SERVICES (2000-2999)					
2000-2199	Student Support Services	1,009,087	54,294	100	1,063,281
2200-2299	Instructional Staff Services	467,244	9,208		476,452
GENERAL ADMINISTRATION					
2310 840	School Board Contingency	1,000			1,000
2310-2319	Other School Board	77,417	(5,500)		71,917
EXECUTIVE ADMINISTRATION					
2320-310	SAU Management Services	1,118,479	19,527		1,138,006
2320-2399	All Other Administration				0
2400-2499	School Administration Service	1,205,320	(26,586)		1,178,734
2500-2599	Business	2,630			2,630
2600-2699	Operation & Maintenance of Plant	1,351,155	(32,899)	2,500	1,315,756
2700-2799	Student Transportation	650,633	(6,775)		643,858
2800-2999	Support Service Central & Other	363,120	(2,043)	23,450	337,627
NON-INSTRUCTIONAL SERVICES					
3100	Food Service Operations	486,420	6,714		493,134
3200	Enterprise Operations				0
FACILITIES ACQUISITION AND CONSTRUCTION					
4100	Site Acquisition				0
4200	Site Improvement	23,500			23,500
4300	Architectural/Engineering				0
4400	Educational Specification Develop.				0
4500	Building Acquisition/Construction				0
4600	Building Improvement Services				0
4900	Other Facilities Acquisition and Construction Services				0

Default Budget - Amherst School District, NH FY 2013

1	2	3	4	5	6
Acct.#	PURPOSE OF APPROPRIATIONS (RSA 32:3,V)	Prior Year Adopted Operating Budget	Reductions & Increases	Minus 1-Time Appropriations	DEFAULT BUDGET
OTHER OUTLAYS (5000-5999)					
5110	Debt Service - Principal	385,000	12,000		397,000
5120	Debt Service - Interest	256,548		52,096	204,452
FUND TRANSFERS					
5220-5221	To Food Service				0
5222-5229	To Other Special Revenue	335,037	(37)		335,000
5230-5239	To Capital Projects				
5254	To Agency Funds	60,000		60,000	0
5300-5399	Intergovernmental Agency Alloc.				
	SUPPLEMENTAL				
	DEFICIT				
	TOTAL	23,964,120	467,971	186,520	24,245,571

Please use the box below to explain increases or reductions in columns 4 & 5.

Acct #	Explanation for Increases	Acct #	Explanation for Reductions
1100 -1199	Salaries, Benefits	1100 - 1199	Salaries, Instructional Materials & Equip
1200 - 1299	Salaries, Benefits, contracted services	1200-1299	
1400 - 1499	Stipends	1400-1499	
2000 - 2199	Salaries, Benefits	2000 - 2199	
2200 - 2299	Salaries, Benefit	2200 - 2299	
2300 - 2319		2300 - 2319	audit, actuarial
2320 - 310	Increase in SAU management fees	2320 - 310	
2400 - 2499		2400 - 2499	Benefits, Equipment
2600 - 2699	Natural gas, maintenance	2600 - 2699	One time Equipment Purchases
2700 - 2799		2700 - 2799	Special Ed Transportation
2800 - 2999	Salaries, Benefits	2800 - 2999	One time Equipment Purchases
3100	Salaries, Benefits, Software	3100	
4000-4900		4000-4900	
5111	Bond Refunding	5111	
5252		5252	One time Transfer of Funds