

# DEFAULT BUDGET OF THE SCHOOL

OF: Mont Vernon, NH

Fiscal Year From July 1, 2012 to June 30, 2013

RSA 40:13, IX (b) "Default budget" as used in this subdivision means the amount of the same appropriations as contained in the operating budget authorized for the previous year, reduced and increased, as the case may be, by debt service, contracts, and other obligations previously incurred or mandated by law, and reduced by one-time expenditures contained in the operating budget. For the purposes of this paragraph, one-time expenditures shall be appropriations not likely to recur in the succeeding budget, as determined by the governing body, unless the provisions of RSA 40:14-b are adopted, of the local political subdivision.


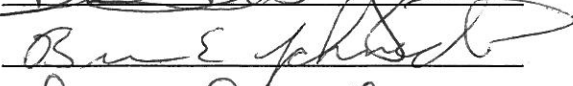
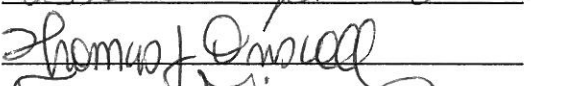

1. Use this form to list the default budget calculation in the appropriate columns.
2. Post this form or any amended version with proposed operating budget (MS-26 or MS-27) and the warrant.
3. Per RSA 40:13, XI, (a), the default budget shall be disclosed at the first budget hearing.

SCHOOL BOARD

or

Budget Committee if RSA 40:14-b is adopted

Under penalties of perjury, I declare that I have examined the information contained in this form and to the best of my belief it is true, correct and complete.

\_\_\_\_\_  
 \_\_\_\_\_  
 \_\_\_\_\_  
 \_\_\_\_\_

NH DEPARTMENT OF REVENUE ADMINISTRATION  
 MUNICIPAL SERVICES DIVISION  
 P.O. BOX 487, CONCORD, NH 03302-0487  
 (603)230-5090

**Default Budget - School District of Mont Vernon, NH FY 2012 - 2013**

1	2	3	4	5	6
Acct.#	PURPOSE OF APPROPRIATIONS (RSA 32:3,V)	Prior Year Adopted Operating Budget	Reductions & Increases	Minus 1-Time Appropriations	DEFAULT BUDGET
<b>INSTRUCTION</b>					
1100-1199	Regular Programs	2364178	97266	0	2461444
1200-1299	Special Programs	986794	16597	0	1003391
1300-1399	Vocational Programs	0	0	0	0
1400-1499	Other Programs	9123	258	0	9381
1500-1599	Non-Public Programs	0	0	0	0
1600-1699	Adult/Continuing Ed. Programs	0	0	0	0
1700-1799	Community/Jr.College Ed. Programs	0	0	0	0
1800-1899	Community Service Programs	0	0	0	0
<b>SUPPORT SERVICES (2000-2999)</b>					
2000-2199	Student Support Services	142348	-15632	0	126716
2200-2299	Instructional Staff Services	158450	820	0	159270
<b>GENERAL ADMINISTRATION</b>					
2310 840	School Board Contingency	0	0	0	0
2310-2319	Other School Board	22164	0	0	22164
<b>EXECUTIVE ADMINISTRATION</b>					
2320-310	SAU Management Services	171176	2307	0	173483
2320-2399	All Other Administration	0	0	0	0
2400-2499	School Administration Service	214745	1175	0	215920
2500-2599	Business	0	0	0	0
2600-2699	Operation & Maintenance of Plant	244541	-1733	0	242808
2700-2799	Student Transportation	183093	5519	0	188612
2800-2999	Support Service Central & Other	23665	0	0	23665
<b>NON-INSTRUCTIONAL SERVICES</b>					
3100	Food Service Operations	55992	-787	0	55205
3200	Enterprise Operations	0	0	0	0
<b>FACILITIES ACQUISITION AND CONSTRUCTION</b>					
4100	Site Acquisition	0	0	0	0
4200	Site Improvement	0	0	0	0
4300	Architectural/Engineering	0	0	0	0
4400	Educational Specification Develop.	0	0	0	0
4500	Building Acquisition/Construction	0	0	0	0
4600	Building Improvement Services	0	0	0	0
4900	Other Facilities Acquisition and Construction Services	0	0	0	0

Default Budget - School District of Mont Vernon, NH FY 2012 - 2013

1	2	3	4	5	6
Acct.#	PURPOSE OF APPROPRIATIONS (RSA 32:3,V)	Prior Year Adopted Operating Budget	Reductions & Increases	Minus 1-Time Appropriations	DEFAULT BUDGET
<b>OTHER OUTLAYS (5000-5999)</b>					
5110	Debt Service - Principal	0	0	0	0
5120	Debt Service - Interest	0	0	0	0
<b>FUND TRANSFERS</b>					
5220-5221	To Food Service	0	0	0	0
5222-5229	To Other Special Revenue	121351	-10450	0	110901
5230-5239	To Capital Projects	0	0	0	0
5254	To Agency Funds	0	0	0	0
5300-5399	Intergovernmental Agency Alloc.	0	0	0	0
	<b>SUPPLEMENTAL</b>	0	0	0	0
	<b>DEFICIT</b>	0	0	0	0
	<b>TOTAL</b>	<b>4697620</b>	<b>95340</b>	<b>0</b>	<b>4792960</b>

Please use the box below to explain increases or reductions in columns 4 & 5.

Acct #	Explanation for Increases	Acct #	Explanation for Reductions
1100 - 1199	Middle School Tuition	2000 - 2199	Change in personnel
1200 - 1299	Special Education Services	2600 - 2699	Anticipated cost of utilities
1400 - 1499	Benefits related to Co-Curricular Stipends		
2200 - 2299	Wages and benefits		
2320 - 311	Increase in SAU Administration Fees		
2400 - 2499	Benefits related to Administrative staff		
2700 - 2799	Contractual Increase		