

DEFAULT BUDGET

Souhegan Cooperative School District

Fiscal Year From July 1, 2012 to June 30, 2013

RSA 40:13, IX (b) "Default budget" as used in this subdivision means the amount of the same appropriations as contained in the operating budget authorized for the previous year, reduced and increased, as the case may be, by debt service, contracts, and other obligations previously incurred or mandated by law, and reduced by one-time expenditures contained in the operating budget. For the purposes of this paragraph, one-time expenditures shall be appropriations not likely to recur in the succeeding budget, as determined by the governing body, unless the provisions of RSA 40:14-b are adopted, of the local political subdivision.


1. Use this form to list the default budget calculation in the appropriate columns.
2. Post this form or any amended version with proposed operating budget (MS-26 or MS-27) and the warrant.
3. Per RSA 40:13, XI, (a), the default budget shall be disclosed at the first budget hearing.

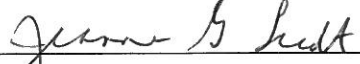
SCHOOL BOARD


or

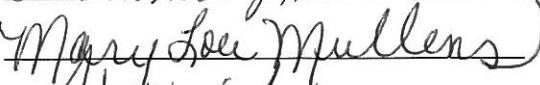
Budget Committee if RSA 40:14-b is adopted

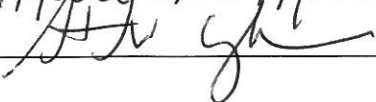
Under penalties of perjury, I declare that I have examined the information contained in this form and to the best of my belief it is true, correct and complete.














NH DEPARTMENT OF REVENUE ADMINISTRATION
MUNICIPAL SERVICES DIVISION
P.O. BOX 487, CONCORD, NH 03302-0487
(603)271-3397

Default Budget - Souhegan Cooperative School District, NH FY 2013

1	2	3	4	5	6
Acct.#	PURPOSE OF APPROPRIATIONS (RSA 32:3,V)	Prior Year Adopted Operating Budget	Reductions & Increases	Minus 1-Time Appropriations	DEFAULT BUDGET
INSTRUCTION					
1100-1199	Regular Programs	7,564,003	377,110	14,707	7,926,406
1200-1299	Special Programs	3,370,665	223,634		3,594,299
1300-1399	Vocational Programs				0
1400-1499	Other Programs	450,044	23,729		473,773
1500-1599	Non-Public Programs				0
1600-1699	Adult/Continuing Ed. Programs	5,733	(190)		5,543
1700-1799	Community/Jr.College Ed. Programs				0
1800-1899	Community Service Programs				0
SUPPORT SERVICES (2000-2999)					
2000-2199	Student Support Services	1,017,190	(23,250)		993,940
2200-2299	Instructional Staff Services	517,643	9,105		526,748
GENERAL ADMINISTRATION					
2310 840	School Board Contingency	1			1
2310-2319	Other School Board	54,938	(5,018)		49,920
EXECUTIVE ADMINISTRATION					
2320-310	SAU Management Services	685,464	12,389		697,853
2320-2399	All Other Administration				0
2400-2499	School Administration Service	850,240	(47,940)		802,300
2500-2599	Business	4,000	(500)		3,500
2600-2699	Operation & Maintenance of Plant	1,315,393	(141,355)		1,174,038
2700-2799	Student Transportation	531,463	18,794		550,257
2800-2999	Support Service Central & Other	322,341	(14,466)		307,875
NON-INSTRUCTIONAL SERVICES					
3100	Food Service Operations	521,063	(52,834)		468,229
3200	Enterprise Operations				0
FACILITIES ACQUISITION AND CONSTRUCTION					
4100	Site Acquisition				0
4200	Site Improvement				0
4300	Architectural/Engineering				0
4400	Educational Specification Develop.				0
4500	Building Acquisition/Construction				0
4600	Building Improvement Services				0
4900	Other Facilities Acquisition and Construction Services				0

Default Budget - Souhegan Cooperative School District, NH FY 2013

1	2	3	4	5	6
Acct.#	PURPOSE OF APPROPRIATIONS (RSA 32:3,V)	Prior Year Adopted Operating Budget	Reductions & Increases	Minus 1-Time Appropriations	DEFAULT BUDGET
OTHER OUTLAYS (5000-5999)					
5110	Debt Service - Principal	672,846		92,846	580,000
5120	Debt Service - Interest	380,219		365,864	14,355
FUND TRANSFERS					
5220-5221	To Food Service	15,000			15,000
5222-5229	To Other Special Revenue	194,790			194,790
5230-5239	To Capital Projects				
5254	To Agency Funds	65,000		65,000	0
5300-5399	Intergovernmental Agency Alloc.				
SUPPLEMENTAL					
DEFICIT					
	TOTAL	18,538,036	379,208	538,417	18,378,827

Please use the box below to explain increases or reductions in columns 4 & 5.

Acct #	Explanation for Increases	Acct #	Explanation for Reductions
1100 - 1199	Salaries, Benefits	1100 - 1199	One time cost of new equipment
1200 - 1299	Salaries, Benefits, Out of District	1200-1299	
1400 - 1499	Salaries, Purchased Services	1400-1499	
2000 - 2199		2000 - 2199	Benefits
2200 - 2299	Salaries, Benefits	2200 - 2299	
2300 - 2319		2300 - 2319	Actuarial Services
2320 - 310	SAU Services	2320 - 310	
2400 - 2499	Salaries, Benefits	2400 - 2499	Equipment Replacement
2600 - 2699		2600 - 2699	Salaries, Benefits, Utilities, Repair
2700 - 2799	Contract Increase	2700 - 2799	
2800 - 2999	Salaries, Benefits	2800 - 2999	Infrastructure
5100		5100	Debt Repayment
5254		5222 - 5229	One Time Cost